

# Annual Report

## 2024 Asheville Region Housing Market

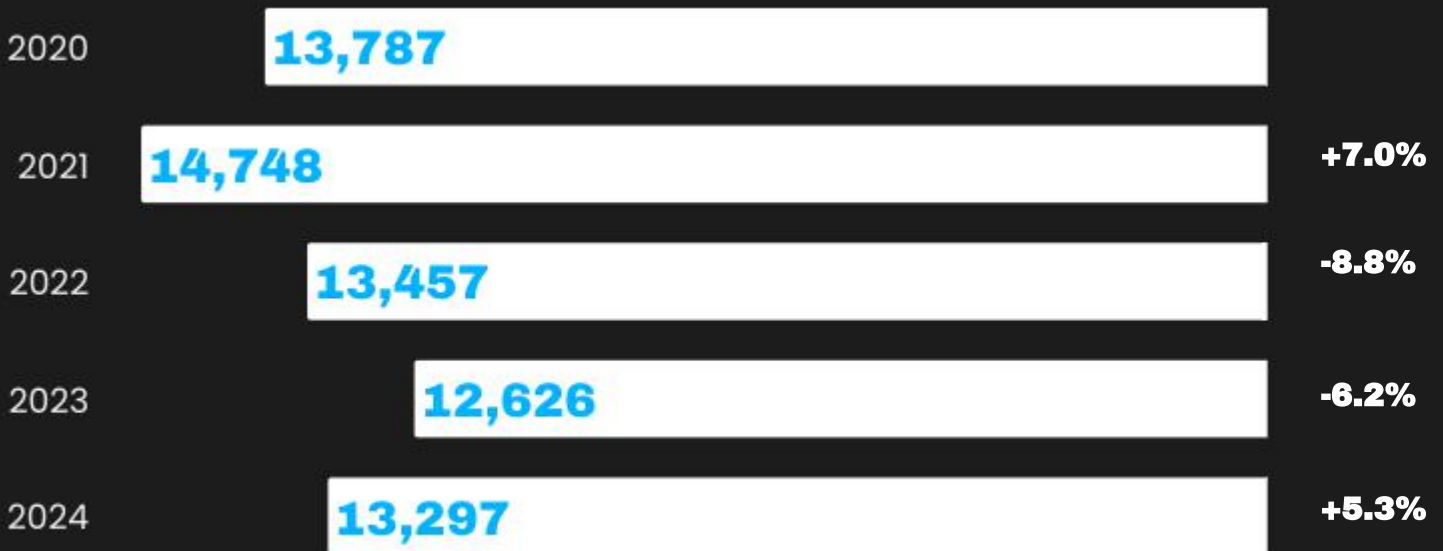
**QUICK  
FACTS**

# QUICK FACTS

## 2024 Asheville Region Housing Market

Includes Buncombe, Burke, Haywood, Henderson, Jackson, Madison, McDowell, Mitchell, Polk, Rutherford, Swain, Transylvania and Yancey Counties.

# NEW LISTINGS



### Top 5 Areas Change In New Listings From 2023

Swain County	+18.9%
Burke County	+17.6%
Rutherford County	+13.1%
Jackson County	+13.1%
Henderson County	+10.5%

# CLOSED SALES

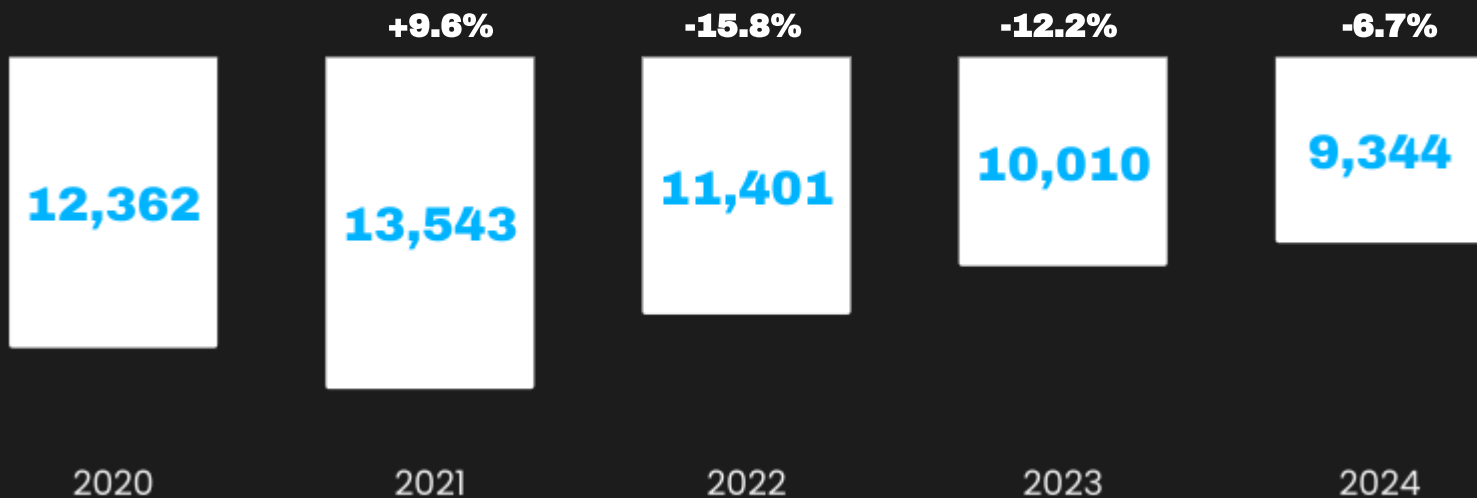
## QUICK FACTS

### 2024 Asheville Region Housing Market

Includes Buncombe, Burke, Haywood, Henderson, Jackson, Madison, McDowell, Mitchell, Polk, Rutherford, Swain, Transylvania and Yancey Counties.

#### Top 5 Areas Change In Closed Sales From 2023

Swain County	+8.2%
Jackson County	+4.8%
Burke County	+1.6%
Transylvania County	+0.6%
Henderson County	-1.6%

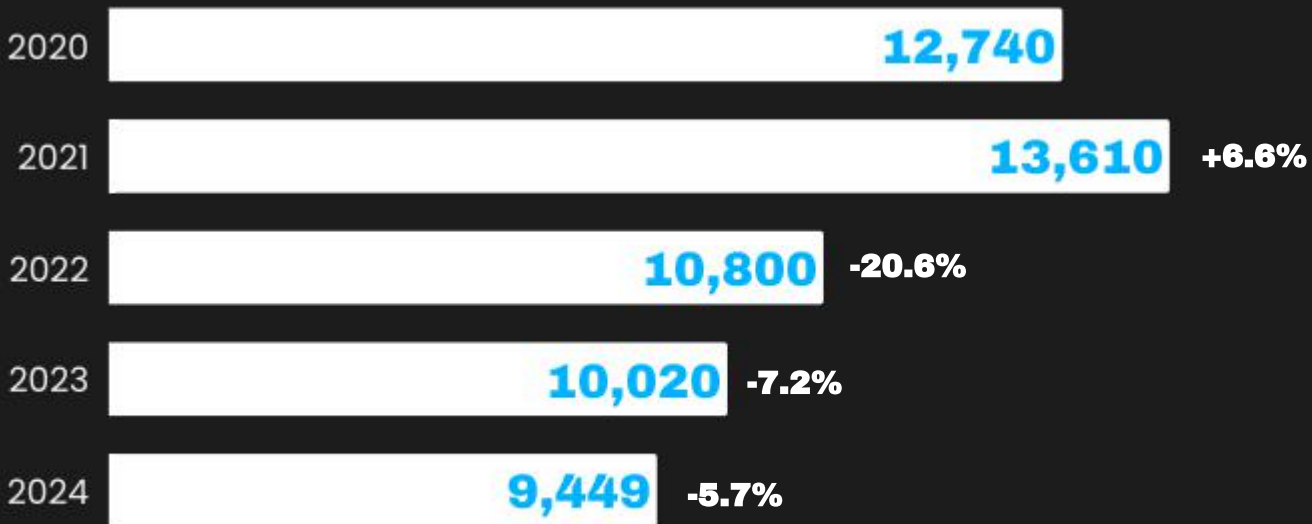


# QUICK FACTS

## 2024 Asheville Region Housing Market

Includes Buncombe, Burke, Haywood, Henderson, Jackson, Madison, McDowell, Mitchell, Polk, Rutherford, Swain, Transylvania and Yancey Counties.

# PENDING SALES



### Top 5 Areas Change In Pending Sales From 2023

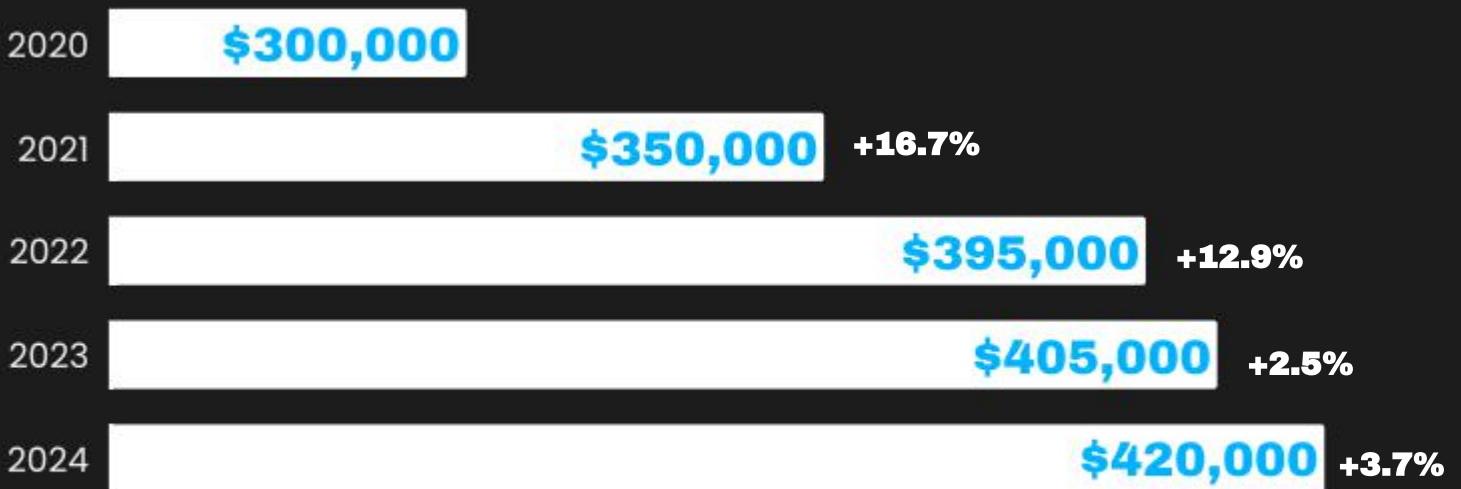
Swain County	+19.4%
Jackson County	+7.8%
Burke county	+4.1%
Transylvania County	+1.6%
Henderson County	-0.1%

# QUICK FACTS

## 2024 Asheville Region Housing Market

Includes Buncombe, Burke, Haywood, Henderson, Jackson, Madison, McDowell, Mitchell, Polk, Rutherford, Swain, Transylvania and Yancey Counties.

# MEDIAN SALES PRICE



### Top 5 Areas Change In Median Sales Price From 2023

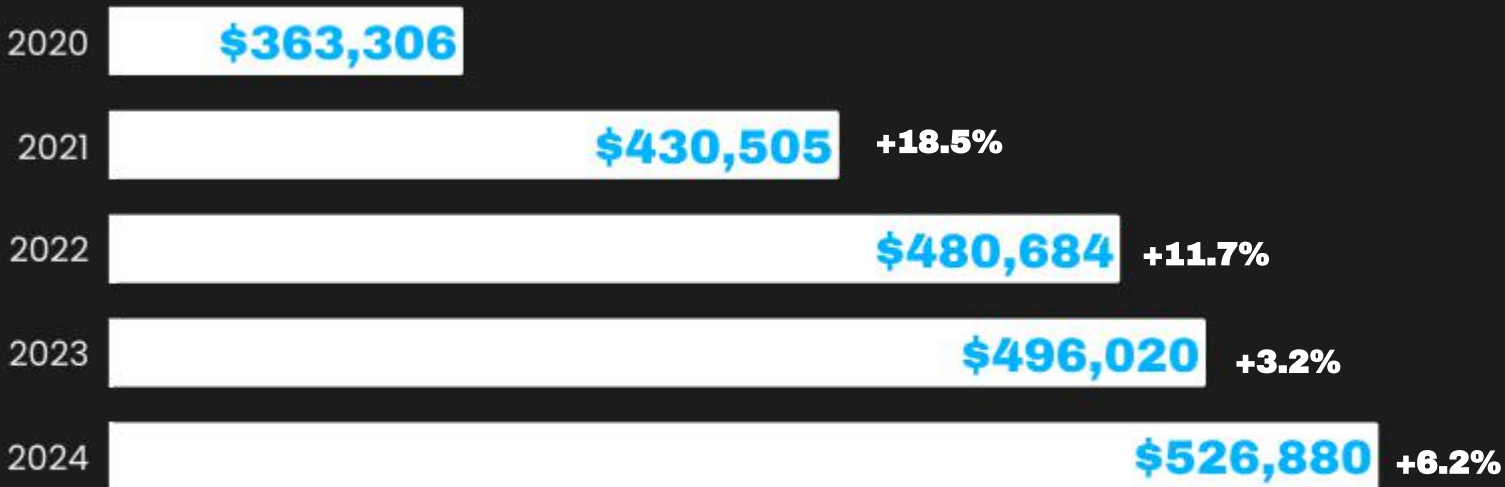
Polk County	+12.3%
Transylvania County	+9.9%
Yancey County	+9.4%
Haywood County	+6.8%
Jackson County	+4.7%

# QUICK FACTS

## 2024 Asheville Region Housing Market

Includes Buncombe, Burke, Haywood, Henderson, Jackson, Madison, McDowell, Mitchell, Polk, Rutherford, Swain, Transylvania and Yancey Counties.

# AVERAGE SALES PRICE



### Top 5 Areas Change In Average Sales Price From 2023

McDowell County	+18.6%
Transylvania County	+15.2%
Mitchell County	+14.2%
Burke County	+10.0%
Rutherford County	+9.0%

# INVENTORY OF HOMES SALES

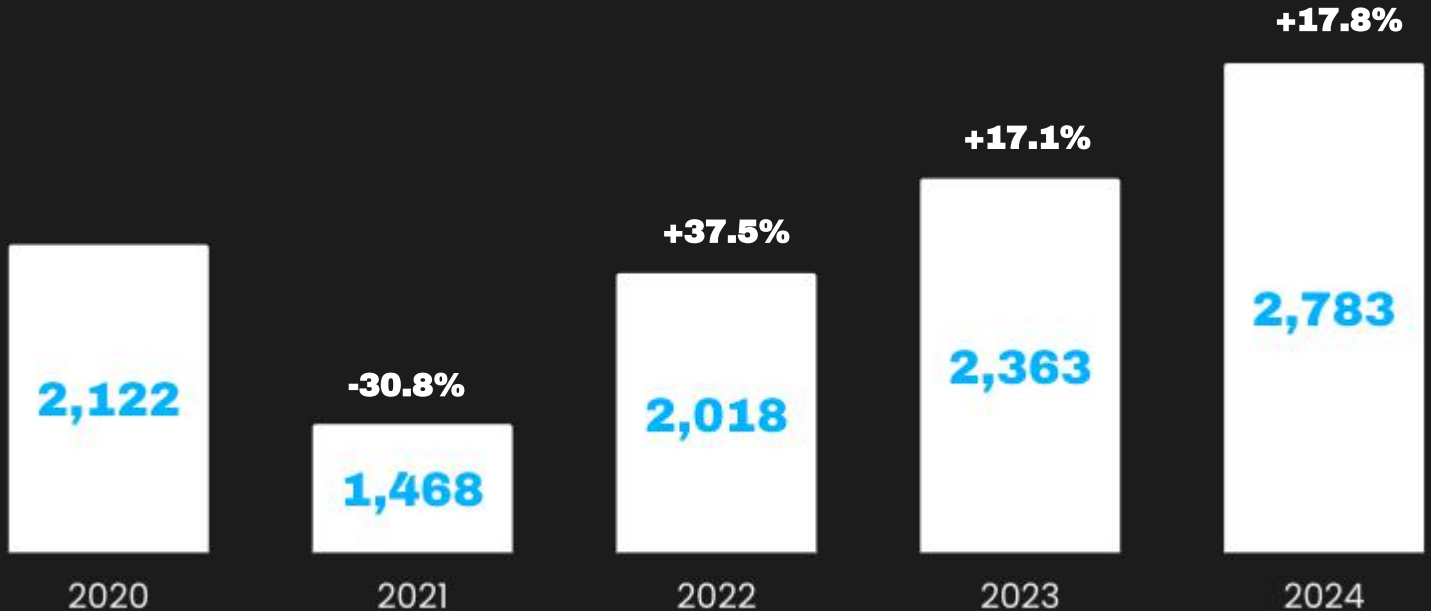
## QUICK FACTS

### 2024 Asheville Region Housing Market

Includes Buncombe, Burke, Haywood, Henderson, Jackson, Madison, McDowell, Mitchell, Polk, Rutherford, Swain, Transylvania and Yancey Counties.

#### Top 5 Areas Change In Homes For Sale From 2023

Burke County	+39.9%
Henderson County	+38.0%
City of Hendersonville	+37.8%
Haywood County	+33.9%
Mitchell County	+18.4%



# QUICK FACTS

## 2024 Asheville Region Housing Market

Includes Buncombe, Burke, Haywood, Henderson, Jackson, Madison, McDowell, Mitchell, Polk, Rutherford, Swain, Transylvania and Yancey Counties.

# DAYS ON MARKET

Until Sale by Price Range

