


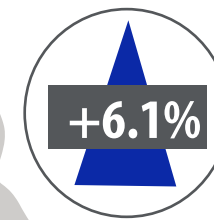
May 2024 MARKET OVERVIEW

Chester, Chesterfield Lancaster and York counties



\$448,569

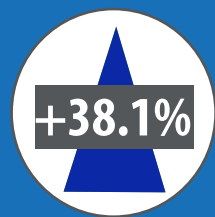
AVERAGE SALES PRICE
YEAR OVER YEAR
\$410,403 (2023)



35

DAYS ON MARKET
YEAR OVER YEAR
33 (2023)

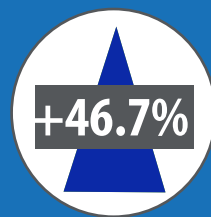
MEDIAN SALES PRICE	NEW LISTINGS	CLOSED SALES	PENDING SALES
\$379,000 +1.9% Year Over Year	820 +16.3% Year Over Year	613 -5.1% Year Over Year	623 +7.2% Year Over Year



**INVENTORY OF
HOMES FOR SALE**
YEAR OVER YEAR

1,099

796 (2023)



**MONTHS OF
SUPPLY**
YEAR OVER YEAR

2.2

1.5 (2023)

Six months of inventory is considered a balanced market that equally benefits buyers and sellers.