


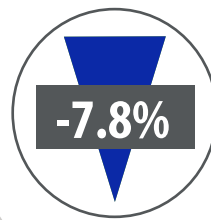
# MARCH 2024 MARKET OVERVIEW

## Chester, Chesterfield Lancaster and York Counties



# \$422,256

**AVERAGE SALES PRICE**  
YEAR OVER YEAR  
\$409,439 (2023)



# 47

**DAYS ON MARKET**  
YEAR OVER YEAR  
51 (2023)


MEDIAN SALES PRICE	NEW LISTINGS	CLOSED SALES	PENDING SALES
<b>\$370,000</b> +1.4% Year Over Year	<b>609</b> -10.2% Year Over Year	<b>520</b> -13.0% Year Over Year	<b>582</b> -1.4% Year Over Year



**INVENTORY OF  
HOMES FOR SALE**  
YEAR OVER YEAR

# 816

734 (2023)



**MONTHS OF  
SUPPLY**  
YEAR OVER YEAR

# 1.6

1.3 months (2023)

Six months of inventory is considered a balanced market that equally benefits buyers and sellers.