


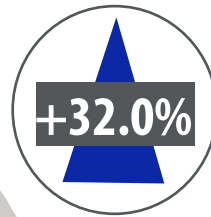
# June 2024 MARKET OVERVIEW

## Chester, Chesterfield Lancaster and York counties



# \$448,994

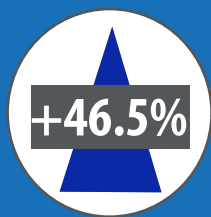
**AVERAGE SALES PRICE**  
YEAR OVER YEAR  
\$432,024 (2023)



# 33

**DAYS ON MARKET**  
YEAR OVER YEAR  
25 (2023)

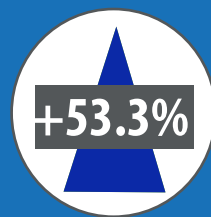
MEDIAN SALES PRICE	NEW LISTINGS	CLOSED SALES	PENDING SALES
<b>\$395,000</b> +2.7% Year Over Year	<b>768</b> +11.5% Year Over Year	<b>549</b> -13.0% Year Over Year	<b>590</b> -0.8% Year Over Year



**INVENTORY OF  
HOMES FOR SALE**  
YEAR OVER YEAR

# 1,169

798 (2023)



**MONTHS OF  
SUPPLY**  
YEAR OVER YEAR

# 2.3

1.5 (2023)

Six months of inventory is considered a balanced market that equally benefits buyers and sellers.