


July 2024

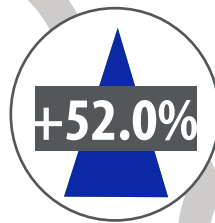
MARKET OVERVIEW

**Chester, Chesterfield
Lancaster and
York counties**



\$452,521

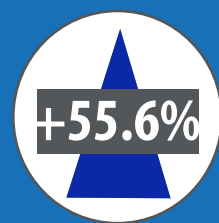
AVERAGE SALES PRICE | YEAR OVER YEAR
\$436,927 (2023)



38

DAYS ON MARKET | YEAR OVER YEAR
25 (2023)

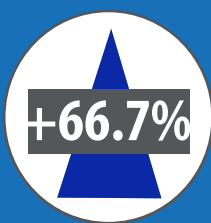
MEDIAN SALES PRICE	NEW LISTINGS	CLOSED SALES	PENDING SALES
\$399,250 +1.8% Year Over Year	771 +16.1% Year Over Year	584 +5.8% Year Over Year	592 +4.4% Year Over Year



**INVENTORY OF
HOMES FOR SALE**
YEAR OVER YEAR

1,259

809 (2023)



**MONTHS OF
SUPPLY**
YEAR OVER YEAR

2.5

1.5 months (2023)

Six months of inventory is considered a balanced market that equally benefits buyers and sellers.