


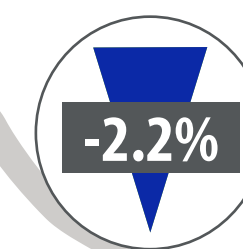
February 2024 MARKET OVERVIEW

Chester, Chesterfield Lancaster and York counties



\$421,871

AVERAGE SALES PRICE | YEAR OVER YEAR
\$381,856 (2023)



44

DAYS ON MARKET | YEAR OVER YEAR
45 (2023)

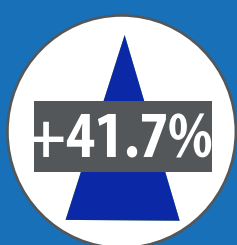
MEDIAN SALES PRICE	NEW LISTINGS	CLOSED SALES	PENDING SALES
\$380,000 +5.6% Year Over Year	644 +26.8% Year Over Year	430 +4.6% Year Over Year	530 -0.2% Year Over Year



INVENTORY OF
HOMES FOR SALE
YEAR OVER YEAR

867

719 (2023)



MONTHS OF
SUPPLY
YEAR OVER YEAR

1.7

1.2 months (2023)

Six months of inventory is considered a balanced market that equally benefits buyers and sellers.