


August 2024

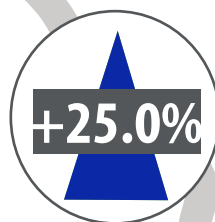
# MARKET OVERVIEW

**Chester, Chesterfield  
Lancaster and  
York counties**



**\$475,134**

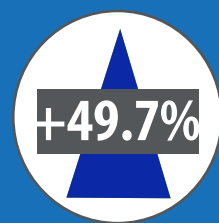
**AVERAGE SALES PRICE | YEAR OVER YEAR**  
\$451,141 (2023)



**35**

**DAYS ON MARKET | YEAR OVER YEAR**  
28 (2023)

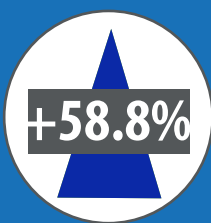
MEDIAN SALES PRICE	NEW LISTINGS	CLOSED SALES	PENDING SALES
<b>\$400,000</b> +1.5% Year Over Year	<b>777</b> +7.3% Year Over Year	<b>569</b> -14.0% Year Over Year	<b>583</b> +9.4% Year Over Year



**INVENTORY OF  
HOMES FOR SALE**  
YEAR OVER YEAR

**1,340**

895 (2023)



**MONTHS OF  
SUPPLY**  
YEAR OVER YEAR

**2.7**

1.7 months (2023)

Six months of inventory is considered a balanced market that equally benefits buyers and sellers.