


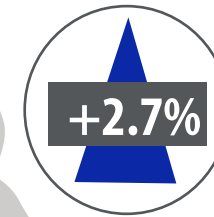
# April 2024 MARKET OVERVIEW

## Chester, Chesterfield Lancaster and York counties



# \$433,118

**AVERAGE SALES PRICE**  
YEAR OVER YEAR  
\$400,284 (2023)



# 38

**DAYS ON MARKET**  
YEAR OVER YEAR  
37 (2023)

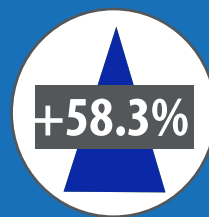
MEDIAN SALES PRICE	NEW LISTINGS	CLOSED SALES	PENDING SALES
<b>\$371,000</b> +4.5% Year Over Year	<b>809</b> +29.2% Year Over Year	<b>502</b> +0.6% Year Over Year	<b>629</b> +5.4% Year Over Year



**INVENTORY OF  
HOMES FOR SALE**  
YEAR OVER YEAR

# 943

696 (2023)



**MONTHS OF  
SUPPLY**  
YEAR OVER YEAR

# 1.9

1.2 months (2023)

Six months of inventory is considered a balanced market that equally benefits buyers and sellers.